

60 U20X 1						
Pos	Perf	Name	AG	Year	Coach	
1	9.15 i	<a href="#">Arthur Reilly</a> <b>PB</b>	U11	M	-7	<a href="#">Brendan Reilly</a>
2	9.32 i	<a href="#">George Connelly</a> <b>PB</b>	U11	M		
3	9.39 i	<a href="#">Chloe Barrowclough</a>	U11	W	-7	<a href="#">Lee Walker</a>
4	10.12 i	<a href="#">Elliott Reed</a> <b>PB</b>	U11	M		
5	10.28 i	<a href="#">Keira Rhodes</a> <b>PB</b>	U11	W	-7	
6	10.41 i	<a href="#">Oliver Bostwick</a> <b>PB</b>	U11	M	-7	
60 U20X 2						
Pos	Perf	Name	AG	Year	Coach	
1	9.39 i	<a href="#">Joshua Atoyebi</a> <b>PB</b>	U11	M		
2	10.11 i	Alfie FERGUSON	U11	M		
3	10.19 i	Sam JORDAN	U11	M		
4	10.82 i	Freddie SAUNDERS	U11	M		
60 U20X 3						
Pos	Perf	Name	AG	Year	Coach	
1	8.7 i	<a href="#">Angelique Abberley</a> <b>PB</b>	U13	W	-5	<a href="#">Sam Thorpe</a>
2	8.93 i	<a href="#">Ella Darwin</a>	U13	W	-5	
3	9.36 i	<a href="#">Maisy Heggie</a> <b>PB</b>	U13	W	-5	
4	9.61 i	<a href="#">Isla Kerr</a> <b>PB</b>	U13	W	-6	
5	9.98 i	<a href="#">Millie Powell</a> <b>PB</b>	U13	W	-6	
6	9.99 i	Annabel TURRANT	U11	W		
60 U20X 4						
Pos	Perf	Name	AG	Year	Coach	
1	9.19 i	<a href="#">Ruby Sayles</a> <b>PB</b>	U13	W	-5	
2	9.32 i	<a href="#">Eleanor Hartley</a>	U13	W	-6	

3	9.34 i	<a href="#">Anaiah Atoyebi</a>	<b>PB</b>	U13	W	-6	
<b>60 U20X 5</b>							
Pos	Perf	Name		AG		Year	Coach
1	8.41 i	<a href="#">Harrison Joynson</a>	<b>PB</b>	U13	M	-5	<a href="#">Paul Stubbs</a>
2	8.64 i	<a href="#">George Colton</a>	<b>PB</b>	U13	M	-5	
3	9.23 i	<a href="#">Ted Wade</a>	<b>PB</b>	U13	M	-6	
4	9.44 i	<a href="#">Joel Corbyn</a>	<b>PB</b>	U13	M	-6	
5	9.51 i	<a href="#">Phillip Clark</a>		U20	M	1	<a href="#">Mike Cooke</a>
6	10.04 i	<a href="#">Matthew Cockings</a>	<b>PB</b>	U13	M	-6	
7	10.68 i	<a href="#">Danny Kerins</a>	<b>PB</b>	U13	M	-6	
<b>60 U20X 6</b>							
Pos	Perf	Name		AG		Year	Coach
1	8.28 i	<a href="#">Elle Grace Hinchliffe</a>		U15	W	-3	<a href="#">Rudolph Paul Hohn</a>
2	9.2 i	<a href="#">Tilly Boyd</a>		U15	W	-4	<a href="#">Mike Cooke</a>
3	9.29 i	<a href="#">Anya Swift</a>	<b>PB</b>	U15	W	-4	
4	9.79 i	<a href="#">Alexander Bostwick</a>		U15	M	-4	
<b>60 SX 1</b>							
Pos	Perf	Name		AG		Year	Coach
1	7.07 i	<a href="#">Zicong Zhang</a>		SEN	M		<a href="#">John Henson</a>
2	7.11 i	<a href="#">Derrius Greenaway</a>		U20	M		<a href="#">Sam Thorpe</a>
3	7.11 i	<a href="#">Sheridan Wilks</a>	<b>PB</b>	SEN	M		
4	7.36 i	<a href="#">Harry Kendall</a>	<b>PB</b>	U23	M		<a href="#">Mike Corden</a>
5	7.52 i	Jaafar HASAN		SEN	M		

6	7.53 i	Jonathan CHAN		U20	M	
7	7.54 i	<a href="#">Callum Wright</a>	<b>PB</b>	U20	M	
8	7.59 i	<a href="#">Deo Milandu</a>		SEN	M	<a href="#">Mike Corden</a>
<b>60 SX 2</b>						
Pos	Perf	Name		AG	Year	Coach
1	7.35 i	<a href="#">Thomas Hughes</a>	<b>PB</b>	U23	M	<a href="#">Mike Corden</a>
2	7.43 i	<a href="#">Phillip Clark</a>	<b>PB</b>	U20	M	<a href="#">Mike Cooke</a>
3	7.54 i	<a href="#">Ben Clarke</a>		U20	M	<a href="#">Kerry Eddie-Jury</a>
4	7.62 i	<a href="#">Dalitso Daka</a>	<b>PB</b>	U20	M	<a href="#">Rudolph Paul Hohn</a>
5	7.73 i	<a href="#">Nathan Langley</a>		U20	M	
6	7.76 i	<a href="#">Jonathan Fields</a>	<b>PB</b>	U23	M	
<b>60 SX 3</b>						
Pos	Perf	Name		AG	Year	Coach
1	7.78 i	<a href="#">Alex Wootton</a>	<b>PB</b>	U20	M	<a href="#">Sam Thorpe</a>
2	7.81 i	<a href="#">Matthew Edson</a>	<b>PB</b>	U17	M	<a href="#">Mike Cooke</a>
3	7.93 i	<a href="#">Mick Wall</a>	<b>PB</b>	V45	M	
4	8.01 i	<a href="#">Jack Randell</a>	<b>PB</b>	U17	M	
5	8.03 i	Bibek CHANDA		U17	M	
6	8.18 i	<a href="#">Lueng Man</a>	<b>SB</b>	V50	M	
7	8.23 i	<a href="#">Joshua Kynoch</a>	<b>PB</b>	U17	M	<a href="#">Jamie Russell</a>
8	8.83 i	<a href="#">Regan Langley</a>		U17	M	
<b>60 SX 4</b>						
Pos	Perf	Name		AG	Year	Coach

1	8.14 i	<a href="#">Georgia Hollis-Lawrence</a>		U20	W	<a href="#">Georgia Hollis-Lawrence</a>
2	8.25 i	<a href="#">Morgan Spink</a>	<b>SB</b>	U17	W	
3	8.27 i	<a href="#">Sarah Zintchem</a>	<b>SB</b>	U20	W	<a href="#">Peter Moore</a>
4	8.34 i	<a href="#">Elizabeth Butler-Clack</a>	<b>SB</b>	U20	W	<a href="#">James Coney</a>
5	8.37 i	<a href="#">Cara Brown</a>	<b>PB</b>	U20	W	<a href="#">David Hourd</a>
6	8.42 i	<a href="#">Olivia Parkes</a>	<b>PB</b>	U20	W	
7	8.47 i	<a href="#">Charlotte Kerr</a>		U20	W	<a href="#">Andrew Longden</a>
8	8.74 i	<a href="#">Hameedah Ismail</a>	<b>PB</b>	U23	W	
<b>60 SX 5</b>						
Pos	Perf	Name		AG	Year	Coach
1	8.36 i	<a href="#">Daphney Adebayo</a>		U15	W	<a href="#">Lee Walker</a>
2	8.49 i	<a href="#">Teoni Ojibah</a>		U17	W	<a href="#">Jamie Russell</a>
3	8.52 i	Megan DARWIN		U17	W	
4	8.55 i	<a href="#">Jessica Newsome</a>		U17	W	<a href="#">Lee Walker</a>
5	8.56 i	<a href="#">Lily Mae Calvert</a>		U17	W	<a href="#">Jamie Russell</a>
6	8.68 i	<a href="#">Abigail Roberts</a>	<b>PB</b>	U23	W	<a href="#">Trevor Fox</a>
7	8.82 i	<a href="#">Savannah Storey</a>		U17	W	
8	8.91 i	<a href="#">Zara Reilly</a>		U15	W	<a href="#">Lewis Samuel</a>
<b>60 SX 6</b>						
Pos	Perf	Name		AG	Year	Coach
1	8.65 i	<a href="#">Bronwyn Mooney</a>		U15	W	
2	9.03 i	<a href="#">Kayley Alcorn</a>	<b>PB</b>	SEN	W	<a href="#">Mike Corden</a>

3	9.04 i	<a href="#">Charlotte Read</a>		U17	W	<a href="#">Lee Walker</a>
4	9.1 i	<a href="#">Amie Moore</a>		U15	W	
5	9.12 i	<a href="#">Claudia Cole</a>	<b>PB</b>	U15	W	
6	9.2 i	<a href="#">Natalie Stainton</a>	<b>PB</b>	U23	W	<a href="#">Mike Corden</a>
7	9.31 i	<a href="#">Lucy Forrest</a>	<b>PB</b>	U17	W	
8	9.34 i	<a href="#">Emma Dakin</a>	<b>PB</b>	U20	W	

#### 200 SX 1

Pos	Perf	Name		AG	Year	Coach
1	22.66 i	<a href="#">Derrius Greenaway</a>		U20	M	<a href="#">Sam Thorpe</a>
2	22.75 i	<a href="#">Zicong Zhang</a>		SEN	M	<a href="#">John Henson</a>
3	23.45 i	<a href="#">Elijah Lewis</a>		U20	M	
4	23.61 i	<a href="#">Joshua Humberstone</a>		U20	M	
5	23.72 i	<a href="#">Dalitso Daka</a>		U20	M	<a href="#">Rudolph Paul Hohn</a>
6	27.86 i	<a href="#">Shawn Liong</a>	<b>PB</b>	U23	M	

#### 200 SX 2

Pos	Perf	Name		AG	Year	Coach
1	24.05 i	Jonathan CHAN		U20	M	
2	24.49 i	<a href="#">Callum Hay</a>	<b>PB</b>	U17	M	<a href="#">Lee Walker</a>
3	24.85 i	<a href="#">Alex Wootton</a>		U20	M	<a href="#">Sam Thorpe</a>
4	25.24 i	Bibek CHANDA		U17	M	
5	25.52 i	<a href="#">Matthew Edson</a>		U17	M	<a href="#">Mike Cooke</a>

6	26.53 i	Callam COLLINS		SEN	M	
<b>200 SX 3</b>						
Pos	Perf	Name		AG		Year Coach
1	24.08 i	Jaafar HASAN		SEN	M	
2	25.16 i	<a href="#">Malcolm McPhail</a>	<b>SB</b>	V50	M	
3	25.4 i	<a href="#">Mick Wall</a>	<b>PB</b>	V45	M	
4	25.42 i	<a href="#">Jonathan Fields</a>	<b>PB</b>	U23	M	
5	25.86 i	<a href="#">Jack Randell</a>	<b>PB</b>	U17	M	
<b>200 SX 4</b>						
Pos	Perf	Name		AG		Year Coach
1	25.97 i	<a href="#">Georgia Hollis-Lawrence</a>		U20	W	<a href="#">Georgia Hollis-Lawrence</a>
2	27.32 i	<a href="#">Megan Ashelby</a>	<b>PB</b>	U23	W	<a href="#">David Turnbull</a>
3	27.69 i	<a href="#">Lucy Revitt</a>		U17	W	<a href="#">Martin Bishell</a>
<b>200 SX 5</b>						
Pos	Perf	Name		AG		Year Coach
1	27.31 i	<a href="#">Teoni Ojibah</a>	<b>PB</b>	U17	W	<a href="#">Jamie Russell</a>
2	27.53 i	<a href="#">Harriet Simpson</a>	<b>SB</b>	U20	W	
3	27.96 i	<a href="#">Elizabeth Butler-Clack</a>	<b>SB</b>	U20	W	<a href="#">James Coney</a>
4	28.15 i	<a href="#">Cara Brown</a>	<b>PB</b>	U20	W	<a href="#">David Hourd</a>
5	29.77 i	<a href="#">Hameedah Ismail</a>	<b>PB</b>	U23	W	
<b>200 SX 6</b>						
Pos	Perf	Name		AG		Year Coach
1	27.51 i	<a href="#">Isabel White</a>		U15	W	<a href="#">Lee Walker</a>
2	27.96 i	<a href="#">Madeleine Tatham</a>		U15	W	
3	28.44 i	<a href="#">Daphney Adebayo</a>		U15	W	<a href="#">Lee Walker</a>

4	29.35 i	<a href="#">Ellie Fedzin</a>	<b>PB</b>	U15	W	<a href="#">Martin Bishell</a>
5	30.23 i	<a href="#">Amie Moore</a>		U15	W	
6	30.36 i	<a href="#">John Hennessey</a>		U15	M	
<b>200 SX 7</b>						
Pos	Perf	Name		AG	Year	Coach
1	30.45 i	<a href="#">James Wainwright</a>	<b>PB</b>	U15	M	<a href="#">Jamie Russell</a>
2	30.88 i	<a href="#">Claudia Cole</a>	<b>PB</b>	U15	W	
3	31.21 i	<a href="#">Millie Quinn</a>	<b>PB</b>	U15	W	
<b>200 SX 8</b>						
Pos	Perf	Name		AG	Year	Coach
1	30.23 i	<a href="#">Eleanor Hartley</a>	<b>PB</b>	U13	W	
2	30.45 i	<a href="#">Millie Hardy</a>		U13	W	<a href="#">Martin Bishell</a>
3	31.27 i	<a href="#">Ted Wade</a>	<b>PB</b>	U13	M	
4	31.43 i	<a href="#">Anaiah Atoyebi</a>		U13	W	
5	31.47 i	<a href="#">Ellie Peach</a>	<b>PB</b>	U13	W	
6	34.86 i	Annabel TARRANT		U11	W	
<b>200 SX 9</b>						
Pos	Perf	Name		AG	Year	Coach
1	31.78 i	<a href="#">Joshua Atoyebi</a>	<b>PB</b>	U11	M	
2	32.26 i	<a href="#">Chloe Barrowclough</a>	<b>PB</b>	U11	W	<a href="#">Lee Walker</a>
3	34.01 i	<a href="#">Elliott Reed</a>	<b>PB</b>	U11	M	
4	36.63 i	Alfie FERGUSON		U11	M	
<b>200 SX 10</b>						
Pos	Perf	Name		AG	Year	Coach
1	28.45 i	<a href="#">Harrison Joynson</a>		U13	M	<a href="#">Paul Stubbs</a>
2	32.75 i	<a href="#">William Platts</a>	<b>PB</b>	U11	M	
<b>400 SX 1</b>						

Pos	Perf	Name	AG	Year	Coach
1	51.24 i	<a href="#">Bradley Ellison</a>	U20	M	
2	51.72 i	<a href="#">Mike Coogan</a>	V45	M	<a href="#">Mike Coogan</a>
3	52.16 i	<a href="#">Oliver Bolland</a> <b>PB</b>	U17	M	<a href="#">John Smith</a>
4	52.17 i	<a href="#">James Greenhalgh</a>	U20	M	<a href="#">John Greenhalgh</a>
5	59.98 i	<a href="#">Jonny Lowe</a>	V50	M	<a href="#">Richard Massey</a>
-	DQ	<a href="#">Alex Teasdale</a>	U23	M	
<b>400 SX 2</b>					
Pos	Perf	Name	AG	Year	Coach
1	60.74 i	<a href="#">Morgan Spink</a> <b>PB</b>	U17	W	
2	63.81 i	<a href="#">Olivia Parkes</a>	U20	W	
3	71.41 i	<a href="#">Caitlin Rimmer</a> <b>SB</b>	U17	W	<a href="#">Martin Bishell</a>
<b>600 U13X 1</b>					
Pos	Perf	Name	AG	Year	Coach
1	01:51.5 i	<a href="#">George Colton</a> <b>PB</b>	U13	M	2
2	01:54.0 i	<a href="#">Bobbie Waugh</a>	U13	W	2
3	01:54.5 i	<a href="#">Joel Corbyn</a>	U13	M	1
4	02:12.5 i	<a href="#">Millie Powell</a>	U13	W	1
5	02:16.6 i	<a href="#">Matthew Cockings</a>	U13	M	1
<b>600 U13X 2</b>					
Pos	Perf	Name	AG	Year	Coach
1	01:56.7 i	<a href="#">Elliott Reed</a> <b>PB</b>	U11	M	
2	01:57.2 i	<a href="#">Issy Waugh</a>	U11	W	-1
3	02:00.2 i	<a href="#">Arthur Reilly</a> <b>PB</b>	U11	M	-1
4	02:00.7 i	<a href="#">William Platts</a> <b>PB</b>	U11	M	



5	02:06.0 i	<a href="#">Fletcher Wild</a>		U13	M	1	
<b>800 SX 1</b>							
Pos	Perf	Name		AG		Year	Coach
1	02:01.7 i	<a href="#">Sam Akerman</a>	<b>PB</b>	U17	M		
2	02:21.6 i	<a href="#">Jonny Lowe</a>		V50	M		<a href="#">Richard Massey</a>
3	02:23.4 i	<a href="#">Benjamin Johnson</a>		U15	M		<a href="#">Martin Peevor</a>
4	02:26.8 i	<a href="#">Kevin Pye</a>		V55	M		
5	02:30.6 i	<a href="#">Afif El Amrani</a>	<b>PB</b>	V45	M		<a href="#">David Oldfield</a>
6	02:51.0 i	<a href="#">Ari Hodgson</a>	<b>PB</b>	U23	M		
<b>800 SX 2</b>							
Pos	Perf	Name		AG		Year	Coach
1	02:26.2 i	<a href="#">Zak Ferguson</a>	<b>PB</b>	U13	M		<a href="#">Jamie Russell</a>
2	02:30.1 i	<a href="#">Annie Naylor</a>	<b>PB</b>	U15	W		
3	02:41.6 i	<a href="#">Scarlet Gledden</a>		U15	W		<a href="#">Steven Marshall</a>
4	02:44.2 i	<a href="#">Polly Platts</a>	<b>PB</b>	U15	W		
<b>Mile U15M</b>							
Pos	Perf	Name		AG		Year	Coach
1	05:13.2 i	<a href="#">Henry Cullen</a>		U15	M	2	<a href="#">David Blackburn</a>
2	06:10.0 i	<a href="#">Hugo Cullen</a>	<b>PB</b>	U13	M	-2	
<b>3000 SX</b>							
Pos	Perf	Name		AG		Year	Coach
1	09:53.3 i	<a href="#">Ben Jones</a>	<b>PB</b>	SEN	M		
2	10:09.5 i	<a href="#">Richard Hayes</a>		V35	M		<a href="#">Richard Hayes</a>
3	10:11.4 i	<a href="#">David Millns</a>	<b>PB</b>	SEN	M		

4	10:38.0 i	<a href="#">Jed Turner</a> <b>PB</b>	V55	M	
5	10:53.1 i	<a href="#">Simon Reid</a>	V35	M	<a href="#">John Wood</a>
6	11:07.6 i	<a href="#">Steven Doxey</a>	V55	M	
7	11:13.0 i	<a href="#">Phoebe Francis</a> <b>PB</b>	U20	W	
8	11:29.4 i	Alex ROBINSON	SEN	M	
9	11:32.4 i	<a href="#">Jordan Poulston</a>	U17	M	
10	12:46.0 i	<a href="#">Lauren Young</a>	U20	W	
<b>60H SM</b>					
Pos	Perf	Name	AG	Year	Coach
1	8.68 i	<a href="#">Deo Milandu</a>	SEN	M	<a href="#">Mike Corden</a>
2	8.78 i	<a href="#">Ben Clarke</a> <b>PB</b>	U20	M	<a href="#">Kerry Eddie-Jury</a>
3	8.8 i	<a href="#">Harry Kendall</a> <b>PB</b>	U23	M	<a href="#">Mike Corden</a>
4	9.34 i	<a href="#">Thomas Hughes</a> <b>PB</b>	U23	M	<a href="#">Mike Corden</a>
5	9.59 i	<a href="#">Matthew Rushden</a> <b>PB</b>	U20	M	<a href="#">Mike Corden</a>
<b>60HU20M U20M</b>					
Pos	Perf	Name	AG	Year	Coach
1	9 i	<a href="#">Rhys Jackson</a> <b>PB</b>	U20	M	2 <a href="#">Mike Corden</a>
2	9.15 i	<a href="#">Nathan Langley</a>	U20	M	2
<b>60HU17M U17M</b>					
Pos	Perf	Name	AG	Year	Coach
1	10.59 i	<a href="#">Regan Langley</a> <b>PB</b>	U17	M	2

60HW SW						
Pos	Perf	Name	AG	Year	Coach	
1	9.5 i	<a href="#">May-Madeleine Gysi</a> <b>PB</b>	U23	W		
2	9.54 i	<a href="#">Katy Robinson</a> <b>SB</b>	SEN	W		<a href="#">Mike Corden</a>
3	10.06 i	<a href="#">Kayley Alcorn</a> <b>SB</b>	SEN	W		<a href="#">Mike Corden</a>
4	10.74 i	<a href="#">Natalie Stainton</a> <b>PB</b>	U23	W		<a href="#">Mike Corden</a>
60HU15W U15W						
Pos	Perf	Name	AG	Year	Coach	
1	9.27 i	<a href="#">Elle Grace Hinchliffe</a>	U15	W	2	<a href="#">Rudolph Paul Hohn</a>
PV SX A						
Pos	Perf	Name	AG	Year	Coach	
1	4.26 i	<a href="#">Harry Kendall</a> <b>PB</b>	U23	M		<a href="#">Mike Corden</a>
2	4.11 i	<a href="#">Joshua Lindley-Harris</a>	U20	M		<a href="#">Trevor Fox</a>
3	3.96 i	<a href="#">Abigail Roberts</a>	U23	W		<a href="#">Trevor Fox</a>
4	3.96 i	<a href="#">Deo Milandu</a>	SEN	M		<a href="#">Mike Corden</a>
5	3.36 i	<a href="#">William Foot</a> <b>PB</b>	U15	M		
PV SX B						
Pos	Perf	Name	AG	Year	Coach	
1	2.82 i	<a href="#">William Lane</a> <b>PB</b>	U15	M		<a href="#">Trevor Fox</a>
2	2.82 i	<a href="#">Amy Hunt</a> <b>PB</b>	U15	W		<a href="#">Susan Taylor</a>

3	2.82 i	<a href="#">Gabrielle Dyson</a>	<b>PB</b>	U20	W	
4	2.61 i	<a href="#">James Simms</a>	<b>PB</b>	U17	M	
5	2.46 i	<a href="#">Lois Green</a>		U17	W	
6	2.31 i	<a href="#">Sophie Oliver</a>	<b>PB</b>	U17	W	<a href="#">Sophie Oliver</a>
7	2.31 i	<a href="#">Sydney Allison</a>		U17	W	<a href="#">Trevor Fox</a>
8	2.31 i	<a href="#">Erin Hunt</a>	<b>PB</b>	U15	W	<a href="#">Susan Taylor</a>
9	2.16 i	<a href="#">Tony Murray</a>		U13	M	<a href="#">Trevor Fox</a>
10	2.01 i	<a href="#">Hannah Moody</a>		U15	W	
11	2.01 i	<a href="#">Rudi May</a>	<b>PB</b>	U13	M	<a href="#">Trevor Fox</a>
12	1.86 i	<a href="#">Arthur Reilly</a>		U11	M	<a href="#">Brendan Reilly</a>
13	1.71 i	<a href="#">Sam Oliver</a>	<b>PB</b>	U15	M	
14	1.41 i	Grace JAMES		U13	W	

#### LJ SX A

Pos	Perf	Name		AG	Year	Coach
1	6.15 i	<a href="#">George Heppinstal</a>		U23	M	<a href="#">Trevor Fox</a>
2	6.06 i	<a href="#">Sam Chubb</a>		U20	M	<a href="#">Andrew Longden</a>
3	5.9 i	<a href="#">Callum Hay</a>		U17	M	<a href="#">Lee Walker</a>
4	5.22 i	<a href="#">Malcolm McPhail</a>		V50	M	
5	5.12 i	<a href="#">Nathan Hood</a>	<b>SB</b>	U20	M	<a href="#">John Brant</a>
7	4.73 i	<a href="#">May-Madeleine Gysi</a>	<b>PB</b>	U23	W	
8	4.29 i	<a href="#">John Charlton</a>	<b>SB</b>	V70	M	
6 NM	i	<a href="#">Oliver Bostwick</a>		U11	M	

#### LJ SX B

Pos	Perf	Name	AG	Year	Coach
1	4.84 i	<a href="#">Charlotte Kerr</a>	U20	W	<a href="#">Andrew Longden</a>
2	4.83 i	<a href="#">Morgan Spink</a>	U17	W	
3	4.81 i	<a href="#">Ellie Walker</a>	U20	W	<a href="#">Lee Walker</a>
4	4.78 i	<a href="#">Jack Randell</a> <b>PB</b>	U17	M	
5	4.62 i	<a href="#">Daphney Adebayo</a>	U15	W	<a href="#">Lee Walker</a>
6	4.54 i	<a href="#">Bronwyn Mooney</a> <b>PB</b>	U15	W	
7	4.5 i	<a href="#">Jordan Poulston</a>	U17	M	
8	4.45 i	<a href="#">Ellie Walker</a>	U20	W	<a href="#">Lee Walker</a>
9	4.36 i	<a href="#">William Lane</a>	U15	M	<a href="#">Trevor Fox</a>
10	4.34 i	<a href="#">Savannah Storey</a>	U17	W	
11	4.32 i	<a href="#">Isabel White</a> <b>PB</b>	U15	W	<a href="#">Lee Walker</a>
12	4.18 i	<a href="#">Millie Hardy</a>	U13	W	<a href="#">Martin Bishell</a>
13	4.1 i	<a href="#">Jasmine Smith</a> <b>PB</b>	U15	W	<a href="#">Lee Walker</a>
14	4.05 i	<a href="#">Madeleine Tatham</a> <b>PB</b>	U15	W	
15	4 i	<a href="#">Emma Dakin</a>	U20	W	
16	4 i	<a href="#">Chloe Barrowclough</a> <b>PB</b>	U11	W	<a href="#">Lee Walker</a>
17	3.95 i	<a href="#">James Wainwright</a>	U15	M	<a href="#">Jamie Russell</a>
18	3.95 i	<a href="#">Ellie Peach</a> <b>PB</b>	U13	W	
19	3.94 i	<a href="#">Ellie Fedzin</a>	U15	W	<a href="#">Martin Bishell</a>
20	3.93 i	<a href="#">Tyler Wingfield</a> <b>PB</b>	U13	M	
21	3.92 i	<a href="#">Ruby Sayles</a>	U13	W	
22	3.89 i	<a href="#">Bobbie Waugh</a> <b>PB</b>	U13	W	<a href="#">Jamie Russell</a>

23	3.81 i	<a href="#">Angelique Abberley</a> <b>PB</b>	U13	W	<a href="#">Sam Thorpe</a>
24	3.76 i	<a href="#">Issy Waugh</a> <b>PB</b>	U11	W	<a href="#">Jamie Russell</a>
25	3.7 i	<a href="#">Rudi May</a>	U13	M	<a href="#">Trevor Fox</a>
26	3.65 i	<a href="#">Eleanor Hartley</a>	U13	W	
27	3.64 i	<a href="#">Matthew Cockings</a> <b>PB</b>	U13	M	
28	3.63 i	<a href="#">Maisy Heggie</a> <b>PB</b>	U13	W	
29	3.62 i	<a href="#">Joshua Atoyebi</a>	U11	M	
30	3.57 i	<a href="#">John Hennessey</a> Y	U15	M	
31	3.56 i	<a href="#">Connor Boyd</a> <b>PB</b>	U13	M	
32	3.51 i	<a href="#">Isla Kerr</a> <b>PB</b>	U13	W	
33	3.4 i	<a href="#">Millie Quinn</a>	U15	W	
34	3.3 i	<a href="#">Anaiah Atoyebi</a>	U13	W	
35	3.15 i	<a href="#">Danny Kerins</a>	U13	M	
36	3.13 i	<a href="#">Alfie Ferguson</a>	U11	M	
37	3 i	Sam JORDAN	U11	M	
38	2.91 i	<a href="#">Keira Rhodes</a> <b>PB</b>	U11	W	
39	2.88 i	Freddie SAUNDER S	U11	M	
40	2.58 i	<a href="#">Alexander Bostwick</a>	U15	M	
<b>SP7.26K SM</b>					
Pos	Perf	Name	AG	Year	Coach
1	13.26 i	<a href="#">Jonathan Briggs</a>	U23	M	<a href="#">Ivan Washington</a>
2	12.05 i	<a href="#">Connor Laverty</a>	U23	M	<a href="#">Ivan Washington</a>

3	11.45 i	<a href="#">Oscar Bryce</a>	U23	M	<a href="#">Nick Ridgeon</a>
4	10.32 i	<a href="#">George Heppinstal</a> PB	U23	M	<a href="#">Trevor Fox</a>
5	8.43 i	<a href="#">Thomas Hughes</a>	U23	M	<a href="#">Mike Corden</a>
6	4.85 i	<a href="#">Ari Hodgson</a> PB	U23	M	
SP6K U20M					
Pos	Perf	Name	AG	Year	Coach
1	15.08 i	<a href="#">Leo Rowley</a>	U20	M	3

SP6K U20M					
Pos	Perf	Name	AG	Year	Coach
2	11.72 i	<a href="#">Nathan Langley</a>	U20	M	2
3	10.33 i	<a href="#">Rhys Jackson</a> PB	U20	M	2 <a href="#">Mike Corden</a>
4	9.75 i	<a href="#">Ben Clarke</a>	U20	M	3 <a href="#">Kerry Eddie-Jury</a>

SP5K U17M					
Pos	Perf	Name	AG	Year	Coach
1	10.89 i	<a href="#">Joshua Kynoch</a>	U17	M	2 <a href="#">Jamie Russell</a>
2	9.62 i	<a href="#">Regan Langley</a>	U17	M	2

SP4K					
Pos	Perf	Name	AG	Year	Coach
1	12.12 i	<a href="#">Emma Dakin</a>	U20	W	
3	10.54 i	<a href="#">Katy Robinson</a> PB	SEN	W	<a href="#">Mike Corden</a>
4	10.1 i	<a href="#">May-Madeleine Gysi</a> PB	U23	W	
5	8.18 i	<a href="#">Natalie Stainton</a>	U23	W	<a href="#">Mike Corden</a>

6	6.33 i	<a href="#">Alexander Bostwick</a>		U15	M		
<b>SP3.25K U13M</b>							
Pos	Perf	Name		AG		Year	Coach
1	7.33 i	<a href="#">Ted Wade</a>		U13	M	1	
2	5.1 i	<a href="#">Danny Kerins</a>	<b>PB</b>	U13	M	1	
3	4.1 i	<a href="#">Fletcher Wild</a>	<b>PB</b>	U13	M	1	
<b>SP3K U17W</b>							
Pos	Perf	Name		AG		Year	Coach
1	10.57 i	<a href="#">Lucy Forrest</a>		U17	W	1	
2	9.73 i	<a href="#">Caitlin Rimmer</a>		U17	W	1	<a href="#">Martin Bishell</a>
3	9.14 i	<a href="#">Sophie Oliver</a>	<b>PB</b>	U17	W	1	<a href="#">Sophie Oliver</a>
4	8.44 i	<a href="#">Ella Kynoch</a>		U15	W	-2	<a href="#">Jamie Russell</a>
5	8.03 i	<a href="#">Claudia Cole</a>	<b>PB</b>	U15	W	-1	
6	7.41 i	<a href="#">Amie Moore</a>		U15	W	-1	
7	7.37 i	<a href="#">Ella Darwin</a>	<b>PB</b>	U13	W	-3	
8	6.66 i	<a href="#">Harriet Walker</a>	<b>PB</b>	U15	W	-2	
9	5.81 i	<a href="#">Millie Quinn</a>		U15	W	-1	
10	5.63 i	<a href="#">Rebecca Graham</a>		U17	W	2	
<b>SP2.72K U13W</b>							
Pos	Perf	Name		AG		Year	Coach
1	6.94 i	<a href="#">Millie Hardy</a>	<b>PB</b>	U13	W	2	<a href="#">Martin Bishell</a>
2	6.74 i	<a href="#">Connie Boyd</a>		U13	W	1	<a href="#">Mike Cooke</a>
3	5.83 i	<a href="#">Isla Kerr</a>	<b>PB</b>	U13	W	1	
4	5.56 i	<a href="#">Ruby Sayles</a>		U13	W	2	
5	4.08 i	<a href="#">Millie Powell</a>	<b>PB</b>	U13	W	1	
<b>SP2K U11M</b>							




















Pos	Perf	Name	AG	Year	Coach
1	5.57 i	<a href="#">George Connelly</a> <b>PB</b>	U11	M	
2	5.04 i	<a href="#">Thomas Hennessey</a>	U11	M	
3	3.74 i	<a href="#">Oliver Bostwick</a>	U11	M	11
4	3.61 i	<a href="#">Elliott Reed</a> <b>PB</b>	U11	M	

Club	SB	PB
Sheffield & Dearne	9.15	9.15
Sheffield & Dearne	9.32	9.32
Barnsley AC	9.33	9.33
Sheffield & Dearne	10.12	10.12
Wombwell	10.28	10.28
Wakefield	10.41	10.41

Club	SB	PB
Sheffield & Dearne	9.39	9.39
City of Sheffield & Dearne AC		
City of Sheffield & Dearne AC		
City of Sheffield & Dearne AC		

Club	SB	PB
Rotherham	8.7	8.7
Rotherham	8.8	8.8
Worksop	9.36	9.36
Rotherham	9.61	9.61
Wakefield	9.98	9.98
?		

Club	SB	PB
Sheffield & Dearne	9.19	9.19
Sheffield & Dearne	9.24	9.24









Sheffield & Dearne	9.34	9.34	
<b>Club</b>	<b>SB</b>	<b>PB</b>	
WESPA	8.41	8.41	
Worksop	8.64	8.64	
Derbyshire & South Yorkshire	9.23	9.23	
Derbyshire & South Yorkshire	9.44	9.44	
Doncaster	7.43	7.43	
Sheffield & Dearne	10.04	10.04	
Wakefield	10.68	10.68	
<b>Club</b>	<b>SB</b>	<b>PB</b>	
Sheffield & Dearne	8.23	8.23	
Doncaster	9.12	9.12	
Amber Valley & Erewash	9.29	9.29	
Wakefield	9.5	9.5	
<b>Club</b>	<b>SB</b>	<b>PB</b>	
Sheffield & Dearne/Sheffield Hallam Uni/China	7.04	7.04	
Rotherham	6.97	6.97	
Hallamshire	7.11	7.11	
Tonbridge/Sheffield Hallam Uni	7.22	7.22	
Sheffield Hallam University Ath			

Sheffield Hallam University Ath			
Doncaster	7.54	7.54	
Sheffield & Dearne/Sheffield Hallam Uni	7.37	7.28	

Club	SB	PB	
Hallamshire /Sheffield Uni	7.35	7.35	
Doncaster	7.43	7.43	
Worcester	7.41	7.41	
City of Sheffield	7.62	7.62	
Worksop	7.63	7.63	
Hallamshire	7.76	7.76	

Club	SB	PB	
Rotherham	7.78	7.78	
Doncaster	7.81	7.81	
Steel City/Northern Vets	7.93	7.93	
Rotherham/Sheffield & Dearne	8.01	8.01	
King Edwards Vii			
Sheffield & Dearne	8.18	7.69	
Sheffield & Dearne	8.23	8.23	
Worksop/Doncaster	8.79	8.79	



Club	SB	PB	
------	----	----	--







Sheffield & Dearne	8.12	8.12	
Doncaster	8.25	8.18	
Rotherham	8.27	8.2	
Andover	8.34	8.11	
Notts/Sheffield Hallam Uni	8.37	8.37	
Rotherham	8.42	8.42	
Rotherham	8.38	8.38	
Sheffield Hallam Uni	8.74	8.74	


Club	SB	PB
------	----	----






Sheffield & Dearne	8.28	8.28	
Sheffield & Dearne	8.45	8.45	
Rotherham Harriers			
Barnsley AC	8.46	8.46	
Sheffield & Dearne	8.45	8.45	
Sheffield & Dearne	8.68	8.68	
Worksop	8.66	8.66	
Sheffield & Dearne	8.82	8.82	

Club	SB	PB
------	----	----



















Rotherham	8.57	8.57	
Sheffield & Dearne/Sheffield Hallam Uni	9.03	9.03	

Sheffield & Dearne	8.65	8.65	
Rotherham	9.07	9.07	
Sheffield & Dearne	9.12	9.12	
Scunthorpe /Sheffield Hallam Uni	9.2	9.2	
Worksop	9.31	9.31	
Rotherham/ Retford	9.34	9.34	

Club	SB	PB	
Rotherham	21.89	21.89	
Sheffield & Dearne/Sheffield Hallam Uni/China	22.04	22.04	
Hallamshire	23.1	23.1	
Hallamshire	23.1	23.1	
City of Sheffield	23	23	
Central Lancashire Uni/Preston	27.86	27.86	

Club	SB	PB	
Sheffield Hallam University Ath			
Sheffield & Dearne	24.49	24.49	
Rotherham	24.1	24.1	
King Edwards Vii			
Doncaster	25.4	25.4	

Preston Harriers			
<b>Club</b>	<b>SB</b>	<b>PB</b>	
Sheffield Hallam University Ath			
Northern Vets	25.16	24.88	
Steel City/Northern Vets	25.4	25.4	
Hallamshire	25.42	25.42	
Rotherham/Sheffield & Dearne	25.86	25.86	
<b>Club</b>	<b>SB</b>	<b>PB</b>	
Sheffield & Dearne	25.33	25.33	
Stockport	27.32	27.32	
Hallamshire	26.9	26.8	
<b>Club</b>	<b>SB</b>	<b>PB</b>	
Sheffield & Dearne	27.31	27.31	
Hallamshire	27.53	27.3	
Andover	27.96	26.51	
Notts/Sheffield Hallam Uni	28.15	28.15	
Sheffield Hallam Uni	29.77	29.77	
<b>Club</b>	<b>SB</b>	<b>PB</b>	
Longwood	27.33	27.33	
Amber Valley & Erewash	27.38	27.38	
Sheffield & Dearne	27.34	27.34	

Longwood	29.35	29.35	
Rotherham	29.83	29.83	
Sheffield & Dearne	29.89	29.89	
Club	SB	PB	
Sheffield & Dearne	30.45	30.45	
Sheffield & Dearne	30.88	30.88	
Hallamshire	31.21	31.21	
Club	SB	PB	
Sheffield & Dearne	30.23	30.23	
Wombwell	30.42	30.42	
Derbyshire & South Yorkshire	31.27	31.27	
Sheffield & Dearne	31.22	31.22	
Sheffield & Dearne	31.47	31.47	
?			
Club	SB	PB	
Sheffield & Dearne	31.78	31.78	
Barnsley AC	32.26	32.26	
Sheffield & Dearne	34.01	34.01	
City of Sheffield & Dearne AC			
Club	SB	PB	
WESPA	27.37	27.37	
Hallamshire	32.75	32.75	




Club	SB	PB
Rotherham	50.9	50.9
East Cheshire/Northern Vets	51.07	50.44
Sheffield & Dearne	52.16	52.16
West Norfolk/Sheffield Hallam Uni/Ryston	52	52
Mansfield/Midland Masters	59.25	59.25
East Cheshire/Manchester H		56.1


Club	SB	PB
Doncaster	60.74	60.74
Rotherham	63.7	63.7
Sheffield & Dearne	71.41	70.82


Club	SB	PB
Worksop	01:51.5	01:51.5
Hallamshire	01:53.0	01:53.0
Derbyshire & South Yorkshire	01:52.0	01:52.0
Wakefield	02:04.2	02:04.2
Sheffield & Dearne	02:07.0	02:07.0


Club	SB	PB
Sheffield & Dearne	01:56.7	01:56.7
Hallamshire	01:56.8	01:56.8
Sheffield & Dearne	02:00.2	02:00.2
Hallamshire	02:00.7	02:00.7


Sheffield & Dearne	02:01.9	02:01.9	
--------------------	---------	---------	---


Club	SB	PB	
------	----	----	--


Leeds City	02:01.7	02:01.7	
------------	---------	---------	---

Mansfield/ Midland Masters	02:14.6	02:14.6	
----------------------------------	---------	---------	---


Middlesbro ugh (Mandale)	02:22.0	02:22.0	
--------------------------------	---------	---------	---


Charnwood /Midland Masters	02:22.6	02:04.2	
----------------------------------	---------	---------	---


Sheffield RC	02:30.6	02:30.6	
-----------------	---------	---------	---


Washingto n	02:51.0	02:51.0	
----------------	---------	---------	---

Club	SB	PB	
------	----	----	--


Sheffield & Dearne	02:26.2	02:26.2	
--------------------	---------	---------	---


Hallamshire	02:30.1	02:30.1	
-------------	---------	---------	---

Hallamshire	02:37.4	02:37.4	
-------------	---------	---------	---


Hallamshire	02:44.2	02:44.2	
-------------	---------	---------	---


Club	SB	PB	
------	----	----	--


Doncaster	05:12.8	05:12.8	
-----------	---------	---------	---

Doncaster	06:10.0	06:10.0	
-----------	---------	---------	---

Club	SB	PB	
------	----	----	--

Steel City	09:53.3	09:53.3	
------------	---------	---------	---

Manchester H/Northern Vets	09:49.7	09:49.7	
----------------------------------	---------	---------	---

Totley	10:11.4	10:11.4	
--------	---------	---------	---

Sheffield RC/Northern Vets/Sheffield & Dearne	10:38.0	10:38.0	
Sheffield & Dearne	10:50.9	10:30.4	
Swinton/Northern Vets	11:01.9	09:51.4	
Bingley	11:13.0	11:13.0	
Unatt			
Doncaster	11:31.1	11:31.1	
Blackhill/Sheffield Hallam Uni	12:24.7	12:24.7	

Club	SB	PB	
Sheffield & Dearne/Sheffield Hallam Uni	8.51	8.39	
Worcester	8.78	8.78	
Tonbridge/Sheffield Hallam Uni	8.8	8.8	
Hallamshire/Sheffield Uni	9.34	9.34	
Dartford H/Sheffield Hallam Uni	9.59	9.59	

Club	SB	PB	
Doncaster	9	9	
Worksop	9	8.8	

Club	SB	PB	
Worksop/Doncaster	10.59	10.59	

Club	SB	PB
Sheffield & Dearne/Switzerland	9.5	9.5
Sheffield & Dearne/Sheffield Hallam Uni	9.54	9.46
Sheffield & Dearne/Sheffield Hallam Uni	10.06	9.48
Scunthorpe/Sheffield Hallam Uni	10.74	10.74

Club	SB	PB
Sheffield & Dearne	9.25	9.25






Club	SB	PB
Tonbridge/Sheffield Hallam Uni	4.26	4.26
Sheffield & Dearne	4.4	4.52
Sheffield & Dearne	4.05	4.08
Sheffield & Dearne/Sheffield Hallam Uni	4.3	4.4
Chesterfield	3.36	3.36




  






Club	SB	PB
Sheffield & Dearne	2.82	2.82
Wakefield	2.9	2.9




Wakefield	2.82	2.82	
Wakefield	2.61	2.61	
Chesterfield	2.67	2.67	
Hallamshire	2.31	2.31	
Sheffield & Dearne	2.65	2.65	
Wakefield	2.31	2.31	
Sheffield & Dearne	2.5	2.5	
Chesterfield	2.2	2.2	
Sheffield & Dearne	2.01	2.01	
Sheffield & Dearne	2.07	2.07	
Hallamshire	1.71	1.71	
City of Sheffield			

Club	SB	PB	
Sheffield & Dearne/Sheffield Hallam Uni	6.32	6.32	
Hallamshire	6.1	6.1	
Sheffield & Dearne	6.28	6.28	
Northern Vets	5.37	5.37	
Kingston upon Hull	5.12	5.67	
Sheffield & Dearne/Switzerland	4.73	4.73	
Sheffield & Dearne/Northern Vets	4.29	6.54	
Wakefield	3.1	3.1	





Club	SB	PB	
Rotherham	5.15	5.15	
Doncaster	5.18	5.18	
Sheffield & Dearne	5.18	5.18	
Rotherham/ Sheffield & Dearne	4.78	4.78	
Sheffield & Dearne	5.1	5.1	
Rotherham	4.54	4.54	
Doncaster	4.81	4.81	
Sheffield & Dearne	5.18	5.18	
Sheffield & Dearne	4.49	4.49	
Worksop	4.76	4.76	
Longwood	4.32	4.32	
Wombwell	4.26	4.26	
Wombwell	4.1	4.1	
Amber Valley & Erewash	4.05	4.05	
Rotherham/ Retford	4.09	4.38	
Barnsley AC	4	4	
Sheffield & Dearne	4.25	4.25	
Sheffield & Dearne	3.95	3.95	
Longwood	4.19	4.19	
Sheffield & Dearne	3.93	3.93	
Sheffield & Dearne	4.14	4.14	
Hallamshire	3.89	3.89	

Rotherham	3.81	3.81	
Hallamshire	3.76	3.76	
Sheffield & Dearne	3.85	3.85	
Sheffield & Dearne	3.84	3.84	
Sheffield & Dearne	3.64	3.64	
Worksop	3.63	3.63	
Sheffield & Dearne	3.66	3.66	
Sheffield & Dearne	3.81	3.81	
Team Devizes - Moonrakers AC	3.56	3.56	
Rotherham	3.51	3.51	
Hallamshire	3.72	3.72	
Sheffield & Dearne	3.34	3.34	
Wakefield	3.17	3.17	
Humberside Schs	3.26	3.26	
City of Sheffield			
Wombwell	2.91	2.91	
Jamie Russal			
Wakefield	3.6	3.6	
Club	SB	PB	
BRAT/Sheffield Hallam Uni	13.55	13.55	
Swansea/Sheffield Uni	13.4	13.67	

Hallamshire /Newcastle Uni	12	12	
Sheffield & Dearne/Sheffield Hallam Uni	10.32	10.32	
Hallamshire /Sheffield Uni	8.74	8.83	
Washington	4.85	4.85	
<b>Club</b>	<b>SB</b>	<b>PB</b>	
Rotherham/Birmingham Uni	15.69	15.69	




<b>Club</b>	<b>SB</b>	<b>PB</b>	
Worksop	11.87	11.87	
Doncaster	10.33	10.33	
Worcester	10.69	10.69	











<b>Club</b>	<b>SB</b>	<b>PB</b>	
Sheffield & Dearne	11.2	11.2	
Worksop/Doncaster	10.13	10.13	






<b>Club</b>	<b>SB</b>	<b>PB</b>	
Rotherham/Retford	12.28	12.28	
Sheffield & Dearne/Sheffield Hallam Uni	10.54	10.54	
Sheffield & Dearne/Switzerland	10.1	10.1	
Scunthorpe/Sheffield Hallam Uni	8.34	9.09	






Wakefield	6.6	6.6	
-----------	-----	-----	---

Club	SB	PB	
Derbyshire & South Yorkshire	8.01	8.01	
Wakefield	5.1	5.1	
Sheffield & Dearne	4.1	4.1	

Club	SB	PB	
Worksop	10.97	10.97	
Sheffield & Dearne	9.91	9.91	
Hallamshire	9.14	9.14	
Sheffield & Dearne	8.67	8.67	
Sheffield & Dearne	8.03	8.03	
Rotherham	8.55	8.55	
Rotherham	7.37	7.37	
Rotherham	6.66	6.66	
Hallamshire	6.04	6.04	
Wakefield	5.7	5.7	

Club	SB	PB	
Wombwell	7.02	7.02	
Doncaster	7.22	7.22	
Rotherham	5.83	5.83	
Sheffield & Dearne	6.17	6.17	
Wakefield	4.08	4.08	

Club	SB	PB
Sheffield & Dearne	5.57	5.57 
Sheffield & Dearne	5.1	5.1 
Wakefield	5.04	5.04 
Sheffield & Dearne	3.61	3.61















